

Comments on Global Warming

By John Coleman

jcoleman@kusi.com

Table of Contents

<u>Title</u>	<u>Page</u>
Global Warming is a Scam	2
The Global Warming Frenzy	4
Are Carbon Dioxide and Fossil Fuels Responsible for Global Warming?	7
The Force Behind Climate Change on Earth	10
Is Global Warming Melting the Artic Icecap?	13
Carbon Dioxide “Forcing” Not Real	18
2007: Global Warming Swept Plant Earth. . or Did It?	23
There is No Consensus on Global Warming	30
The Associated Press Continues the Global Warming Hype	38

Global Warming is a Scam
By John Coleman (jcoleman@kusi.com)
Written about November 5, 2007

It is the greatest scam in history. I am amazed, appalled and highly offended by it. Global Warming... it is a SCAM.

Some misguided scientists with environmental and political motives manipulated long-term scientific data back in the late 1990's to create an illusion of rapid global warming. Other scientists of the same environmental-extremism type jumped into the circle to support and broaden the "research" to further enhance the totally slanted, bogus global warming claims. Their friends in government steered huge research grants their way to keep the movement going. Soon they claimed to be a consensus.

Environmental extremist, notable politicians among them then teamed up with movie, media and other liberal, environmentalist journalists to create this wild "scientific" scenario of the civilization threatening environmental consequences from Global Warming unless we adhere to their radical agenda.

Now their ridiculously manipulated science has been accepted as fact and become a cornerstone issue for CNN, CBS, NBC, the Democratic Political Party, the Governor of California, schoolteachers and, in many cases, well informed but very gullible environmental conscientious citizens. Only one reporter at ABC has been allowed to counter the Global Warming frenzy with one 15 minutes documentary segment.

I do not oppose environmentalism. I do not oppose the political positions of either party.

However, Global Warming, i.e. Climate Change, is not about environmentalism or politics. It is not a religion. It is not something you "believe in." It is science; the science of meteorology. This is my field of life-long expertise. And I am telling you Global Warming are a nonevent, a manufactured crisis and a total scam. I say this knowing you probably won't believe me, a mere TV weatherman, challenging a Nobel Prize, Academy Award and Emmy Award winning former Vice President of United States. So be it.

I suspect you might like to say to me, "John, look the research that supports the case for global warming was done by research scientists; people with PhD's in Meteorology. They are employed by major universities and important research institutions. Their work has been reviewed by other scientists with PhD's. They have to know a lot more about it than you do. Come on, John, get with it. The experts say our pollution has created an strong and increasing greenhouse effect and a rapid, out of control global warming is underway that will sky rocket temperatures, destroy agriculture, melt the ice caps, flood the coastlines and end life as we know it. How can you dissent from this crisis? You must be a bit nutty.

Allow me, please, to explain how I think this all came about. Our universities have become somewhat isolated from the rest of us. There is a culture and attitudes and values and pressures on campus that are very different. I know this group well. My father was a PhD-University type. I was raised in the university culture. Any person who spends a decade at a university obtaining a PhD in Meteorology and become a research scientist, more likely than not, becomes a part of that single minded culture. They all look askance at the rest of us, certain of their superiority. They respect government and disrespect business, particularly big business. They are environmentalists above all else.

And, there is something else. These scientists know that if they do research and the results are in no way alarming, their research will gather dust on the shelf and their research careers will languish. But if they do research that sounds alarms, they will become well known and respected and receive scholarly awards and, very importantly, more research dollars will come flooding their way.

Remember the United Nations had formed the Intergovernmental Panel on Climate Change (IPCC) in the late 1980's with the mission of accessing and countering manmade climate change. The UN had established this global bureaucracy on climate change. It had become the "world series" or "Olympics" for Climatologists and Meteorologists and scientists in related fields. You had to strive to be accepted, invited to present and review papers and travel to international meetings of the committee. Otherwise you were a nobody in your field.

So when these researchers did climate change studies in the late 90's they were eager to produce findings that would be important and be widely noticed and trigger more research funding. It was easy for them to manipulate the data to come up with the results they wanted to make headlines and at the same time drive their environmental agendas. Then their like-minded PhD colleagues reviewed their work and hastened to endorse it without question.

There were a few who didn't fit the mold. They did ask questions and raised objections. They did research with contradictory results. The environmental elitists berated them and brushed their studies aside.

I have learned since the Ice Age is coming scare in the 1970's to always be a skeptic about research. In the case of global warming, I didn't accept media accounts. Instead I read dozens of the scientific papers. I have talked with numerous scientists. I have studied. I have thought about it. I know I am correct when I assure you there is no run away climate change. The impact of humans on climate is not catastrophic. Our planet is not in peril. It is all a scam, the result of bad science.

I am not alone in this assessment. There are hundreds of other meteorologists, many of them PhD's, who are as certain as I am that this global warming frenzy is based on bad science and is not valid.

I am incensed by the incredible media glamour, the politically correct silliness and rude dismissal of counter arguments by the high priest of Global Warming.

In time, a decade or two, the outrageous scam will be obvious. As the temperature rises, polar ice cap melting, coastal flooding and super storm pattern all fail to occur as predicted everyone will come to realize we have been duped.

The sky is not falling. And, natural cycles and drifts in climate are as much if not more responsible for any climate changes underway.

I strongly believe that the next twenty years are equally as likely to see a cooling trend as they are to see a warming trend.

The Global Warming Frenzy

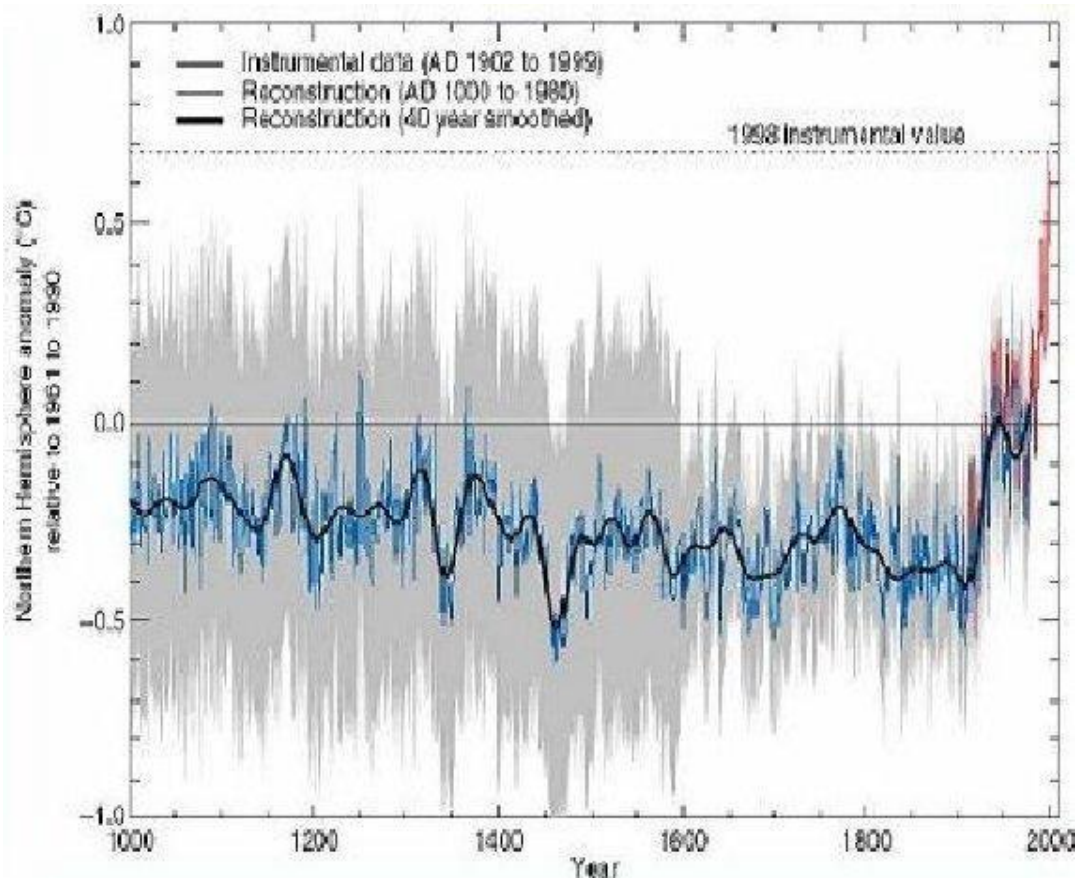
By John Coleman (jcoleman@kusi.com)

Written about November 14, 2007

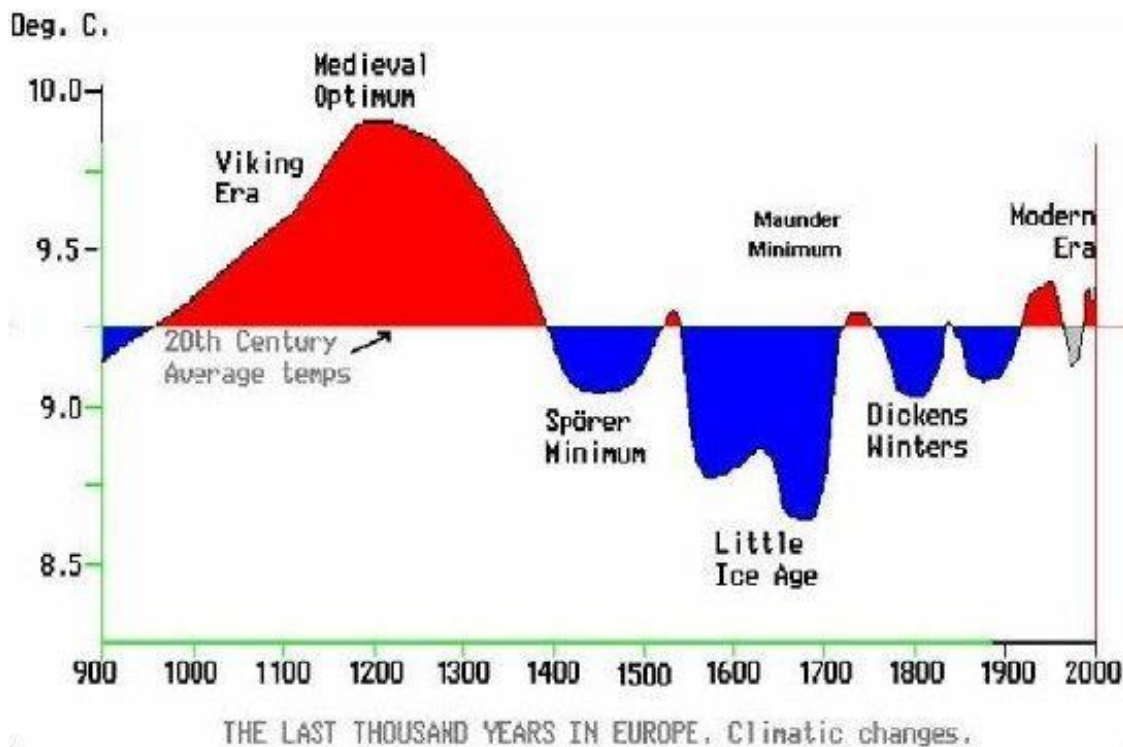
In the week since my article "Global Warming is the Greatest Scam in History" was posted, I have received hundreds of emails. Most have been supportive and thanked me for my statement. A few have been very hostile. And, many of them ask for the scientific evidence that supports my statements.

For them I am posting a series of briefs debunking the science behind the global warming frenzy. This is the first one.

The claim that Earth is in the grips of runaway Global Warming took off with this chart. It was produced by Climatologist Michael Mann and colleagues in 1999. His paper portrayed the climate of Earth as stable for 1,000 years before the activities of mankind caused temperatures to skyrocket.



The chart just didn't ring true with me. I was more used to the chart below.



This chart includes the Medieval Warm period and Little Ice Age, both of which have been documented by historians and widely accepted by climatologists. Remember, it was during the Medieval Warm period that the Vikings settled Greenland and established successful farms. Strong support for this warm period worldwide can be found on the [CO2 Science site](#). Then came the Little Ice Age during which the Vikings had to abandon Greenland. Which chart is right? This is very important because Mann's "hockey stick" chart has been the absolute bedrock of the global warming frenzy. It was a primary exhibit and cornerstone of the United Nations' Intergovernmental Panel on Climate Change (IPCC) reports.

A debate about Mann's work has raged in the scientific community as other climate scientists take strong exception to his claims.

I have waded through the research papers and blog exchanges by scientists on both sides. In the end, mathematician Steven McIntyre and economist Ross McKittrick have proven to my satisfaction that the Mann Hockey Stick chart is not a valid display of long-term global temperatures.

A congressional group formed a committee of scientists to settle the issue. Here are excerpts from their report:

COMMITTEE REPORT ON THE 'HOCKEY STICK' GLOBAL CLIMATE RECONSTRUCTION

"This committee has reviewed the work of both articles (Mann's research paper and McIntyre and McKittrick's counter arguments), as well as a network of journal articles that are related either by authors or subject matter, and has come to several conclusions and recommendations. Overall, our committee believes that Mann's assessments that the decade of the 1990s was the hottest decade of the millennium and that 1998 was the hottest year of the millennium cannot be supported by his analysis.

In general, we found Mann's articles to be somewhat obscure and incomplete and the criticisms of them to be valid and compelling. The controversy surrounding Mann's methods lies in that the proxies are centered on the mean of the period 1902-1995, rather than on the whole time period. This mean is, thus, actually decentered low, which will cause it to exhibit a larger variance, giving it preference for being selected as the first principal component. The net effect of this decentering using the proxy data in MBH98 and MBH99 is to produce a

"hockey stick" shape. The experts on this committee were Edward J. Wegman (George Mason University), David W. Scott (Rice University), and Yasmin H. Said (The Johns Hopkins University)."

My conclusion is that the cornerstone exhibit of the Global Warming proponents is bad science. It is not correct. There has not been an unprecedented rise in global temperatures in the last thirty years.

So, what has been going on with temperatures worldwide? It is a difficult question since the raw data is often unreliable and there are many ways to process the data. The Winter just-ended was the coldest in many decades in many parts of the Southern Hemisphere. When the Secretary General of the UN recently visited Antarctica, the Associated Press report said the ice was melting under his feet with record high temperatures. For sure he wasn't at the South Pole station where at that moment the temperature was -47. I am sure there was no melting there.

NASA has recently reprocessed its annual data for US temperatures since 1840. Here is their revised list of the warmest years:

Year	Old	New
1934	1.23	1.25
1998	1.24	1.23
1921	1.12	1.15
2006	1.23	1.13
1931	1.08	1.08
1999	0.94	0.93
1953	0.91	0.90
1990	0.88	0.87
1938	0.85	0.86
1939	0.84	0.85

Three years from the 1990's make the list, but only one in this new century. It seems clear to me that we are not in the grips of massive man-made heat wave called global warming.

This brief is just the first of several. There is important research that attempts to tie global warming to carbon dioxide emissions and a long list of supporting research and observations from polar ice melting and polar bears to strength and number of exceptional storms. I will deal with all of those points in future blog postings.

Are Carbon Dioxide and Fossil Fuels Responsible for Global Warming?

By John Coleman (jcoleman@kusi.com)

Written about November 23, 2007

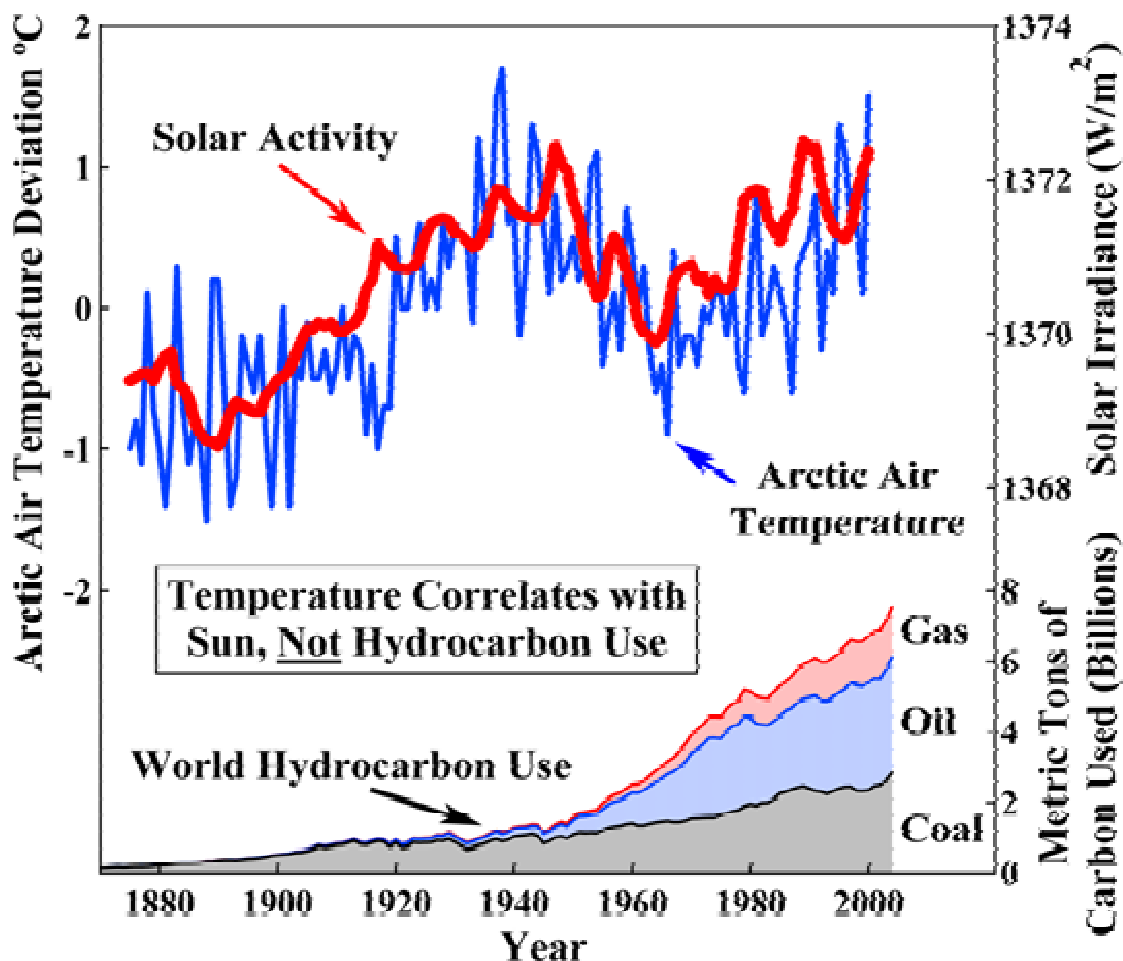
In the Al Gore movie, "An Inconvenient Truth", we see the famous hockey stick chart as proof that global warming is sweeping the Earth. Time and research has taken its toll on that chart. It is no longer regarded as accurate. In fact, it has been quietly dropped by the United Nations Intergovernmental Panel on Climate Change. Now the global warming advocates point to the increase in Carbon Dioxide in the atmosphere. Its up, way up; no argument about that. Our modern civilization, powered by fossil fuels, sends tons of carbon dioxide (CO₂) in the atmosphere as we generate electricity to power our lights, furnaces and air conditioners, computers, television sets, cellphone and ipods and as we drive gasoline powered cars and fly in airplanes. Our modern standard of living is absolutely linked to CO₂. And it has increased in our atmosphere from around 218 parts per million in 1900 to about 375 ppm today.

You need to understand immediately that CO₂ is a naturally occurring trace element in our atmosphere. For one thing, we humans produce it every time we breathe. Plants and trees must have it grow. So CO₂ was already in our atmosphere before we discovered oil. CO₂ is not a pollutant.

The pollutants produced by burning fossil fuels have been largely controlled by catalytic converters, reformulated gasoline, smoke stack scrubbers and other improvements in ignition, fuel management and exhaust systems. Nonetheless, it is in our civilization's best interest to find ways to eliminate fossil fuels from our livings within the next few generations. But, there is no climatic emergency from our use of them.

Now the really good news: The increase in our atmospheric carbon dioxide during the 20th and early 21st centuries has produced no deleterious effects upon Earth's weather and climate. There is absolutely no correlation between the increase in CO₂ and average worldwide or US temperatures. And, predictions of harmful climatic effects due to future increases in hydrocarbon use and resulting increases in minor greenhouse gases such as CO₂ do not conform to current experimental knowledge or have any scientific basis. On the other hand, increased carbon dioxide has markedly increased plant growth. Forest growth and farm crop output per acre have grown proportionally with increased atmospheric CO₂ that is a key to photosynthesis in plants.

The average temperature of the Earth has varied within a range of about 3 C during the past 3,000 years. It is currently increasing as the Earth recovers from a period that is known as the Little Ice Age. Atmospheric temperature is regulated by the sun, which fluctuates in activity; by the greenhouse effect, which is largely caused by atmospheric water vapor (H₂O); and by other phenomena that are more poorly understood. While major greenhouse gas H₂O substantially warms the Earth, minor greenhouse gases such as CO₂ have little effect. The 6-fold increase in hydrocarbon use and CO₂ production since 1940 has had no noticeable effect on atmospheric temperatures.



Historically we can clearly see that hydrocarbon use does not correlate with temperature changes. Temperature rose for a century before significant hydrocarbon use. Temperature rose between 1910 and 1940, while hydrocarbon use was almost unchanged. Temperature then fell between 1940 and 1972, while hydrocarbon use rose by 330%.

The historical record does not contain any report of "global warming" catastrophes, even though temperatures have been higher than they are now during much of the last three millennia.

An increase in CO₂ is said to increase the radiative effect of the greenhouse gases in the atmosphere. But, how and in which direction does the atmosphere respond? Hypotheses about this response differ. Without the water-vapor greenhouse effect, the Earth would be about 14 °C cooler. The radiative contribution of doubling atmospheric CO₂ is minor, but this radiative greenhouse effect is treated quite differently by different climate hypotheses. The hypotheses that the United Nations Intergovernmental Panel on Climate Change has chosen to adopt predicts that the effect of CO₂ is amplified by the atmosphere, especially by water vapor, to produce a large temperature increase. Other hypotheses, predict the opposite—that the atmospheric response will counteract the CO₂ increase and result in insignificant changes in global temperature. The experimental evidence favors hypothesis 2. While CO₂ has increased substantially, its effect on temperature has been so slight that it has not been experimentally detected.

Roger Revelle of Scripps Institution of Oceanography, Harvard University and University of California San Diego was the co-author of the seminal 1957 paper that demonstrated that fossil fuels had increased carbon-dioxide levels in the air. Under his leadership, the President's Science Advisory Committee Panel on Environmental Pollution in 1965 published the first authoritative U.S. government report in which carbon dioxide from fossil fuels was officially recognized as a potential global problem. He was the author of the influential 1982 Scientific American article that elevated global warming on to the public agenda. For being "the grandfather of the greenhouse effect," as he put it, he was awarded the National Medal of Science by the first President Bush.

However, he understood that the impact of carbon dioxide in the atmosphere was a tricky issue. In a letter he wrote in 1988 shortly before he died of a heart attack, he said that: "Most scientists familiar with the subject are not yet willing to bet that the climate this year is the result of 'greenhouse warming.' As you very well know, climate is highly variable from year to year, and the causes of these variations are not at all well understood. My own personal belief is that we should wait another 10 or 20 years to really be convinced that the greenhouse is going to be important for human beings, in both positive and negative ways." A few days later, in another letter he cautioned "... we should be careful not to arouse too much alarm until the rate and amount of warming becomes clearer." Today we know his caution was merited.

CO₂ is not a pollutant. It is a trace element essential to plant growth and a natural product of human breathing and many other normal processes. Yes, it is way up in the atmosphere; but still it is only 37 of every 100,000 atmospheric molecules. Despite all the shouting by global warming advocates that CO₂, carbon dioxide, is the smoking gun of global warming, there is absolutely no proven evidence that CO₂ has effected temperatures and plenty of evidence it has not.

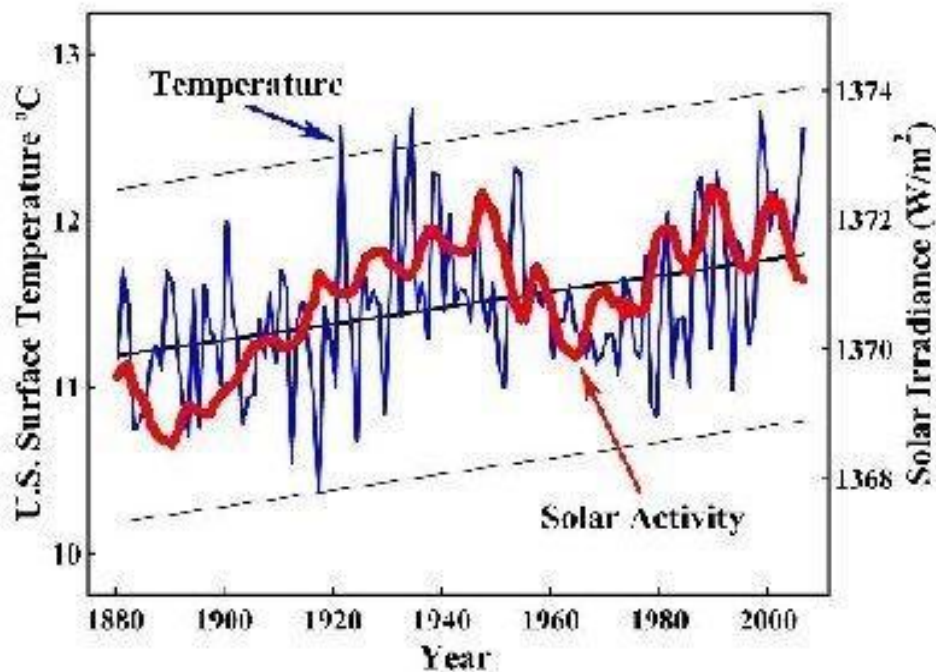
So if atmospheric CO₂ and other greenhouse gases are not causing the Earth to warm up, what is? The answer seems to be Sun cycles. I will post a brief on that topic soon.

THE FORCE BEHIND CLIMATE CHANGE ON EARTH

By John Coleman (jcoleman@kusi.com)
Written about November 28, 2007



Solar cycles have been tracked since 1755. A plot of solar activity and average temperatures on Earth is a clear match; it seems likely it is cause and effect.



This significantly complicates the claims of man-made or anthropogenic global warming.

All energy on earth comes from the sun in the form of both radiation including visible light and invisible ultraviolet and from variable streams of charged particles from solar eruptions or from holes in the sun's corona.

When the sun is very active, there is more radiation to directly warm the earth and ultraviolet to form and destroy ozone in low and middle latitudes in the high atmosphere, both reactions releasing heat.

When the sun is more active and the earth's magnetic field is energized, less cosmic rays that have a low cloud enhancement capability can penetrate the atmosphere from space. Low clouds cool the earth by reflecting the sun's radiation. And during these active sun times, there are less low clouds and more sun to warm the earth.

For all these reasons an active sun means a warmer earth, a quiet sun a cooler earth.

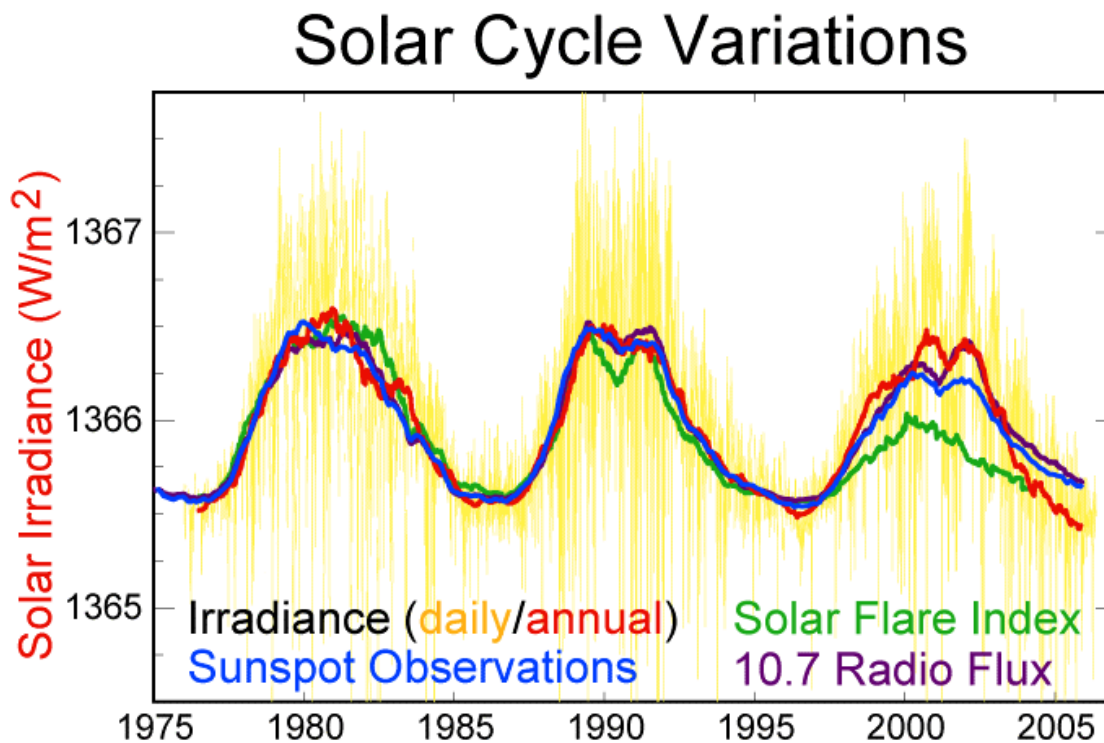
The Sun contains 99.8% of the mass of solar system. Its constant hydrogen fueled atomic fusion consumes more mass in a second than all the fossil fuel ever burned on Earth. It is difficult to imagine man's activities overwhelming the heat from the Sun. But, that is exactly what global warming advocates want you to believe.

Indeed, as the chart above showed clearly, the solar cycles clearly synchronize better with historical ups and downs in temperatures far better than anything man has done.

According to the NASA solar experts Earth is emerging from an 11-year solar cycle that began in May of 1996. In theory that cycle would have ended a couple of years ago. Longer cycles are often precursors to a quiet sun. And many solar scientists are now predicting a much quieter sun in our very near future, some suggest as quiet as during the last little ice age. The Russian Academy has actually issued an Imminent [Global Cooling Warning](#).

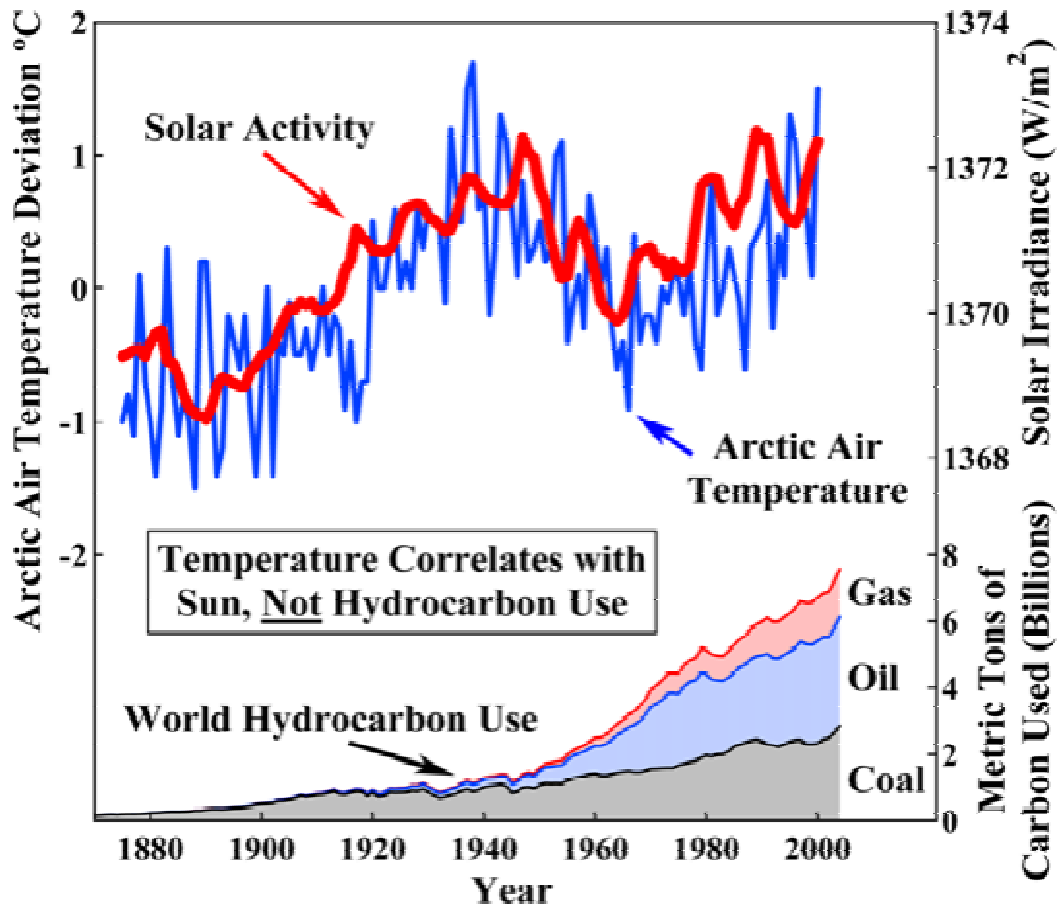
The late Rhodes Fairbridge, an eminent Astronomer, became particularly expert on the solar cycles during his long academic career at Columbia University. He developed the interesting hypothesis that the orbits of the major planets had a strong impact on the amount of energy radiated from the Sun and the pattern of that radiation in the form of solar cycles.

He and other experts have identified more than a half dozen solar cycles ranging from 11 years to 420 years. Here is a plot of solar energy reaching the Earth in the last 30 years (last 3 solar cycles).



You may have heard of the solar constant when you were in school. It is a figure that is the sum total of the Sun's output received on Earth. It turns out, however, to be an average, not a constant at all. The chart above makes that very clear.

If you plot average annual temperatures on Earth, solar cycles and mankind's supposed most significant climate altering activity, the burning of fossil fuels, the solar cycles and temperatures match and the use of fossil fuels seems to be unrelated.



When they run out of counter arguments to the solar cycle explanation of the climate change on Earth, Global Warming advocates often turn the polar ice melt at the North Pole. Pictures of ice calving from the Arctic ice pack and polar bears stranded on ice sheets drifting in the frigid water bring an emotional charge to the discussion. I will deal with all of that in my next brief.

Here are some links on solar cycles:

<http://www.agu.org/pubs/crossref/2005/2005GL023429.shtml>

http://icecap.us/images/uploads/Solar_Changes_and_the_Climate.pdf

http://icecap.us/images/uploads/FORECASTING_SOLAR_CYCLE.pdf

http://icecap.us/index.php/go/new-and-cool/next_solar_cycle_late_and_likely_to_be_a_dud_the_implications/

<http://www.agu.org/pubs/crossref/2005/2005GL023429.shtml>

http://icecap.us/index.php/go/new-and-cool/solar_cycles_24_and_25_and_predicted_climate_response/

http://icecap.us/index.php/go/joes-blog/a_critical_review_of_lockwood_and/

IS GLOBAL WARMING MELTING THE ARCTIC ICE CAP?

By John Coleman (jcoleman@kusi.com)

Written about December 8, 2007

The alarming headlines were everywhere during the late summer and early fall:

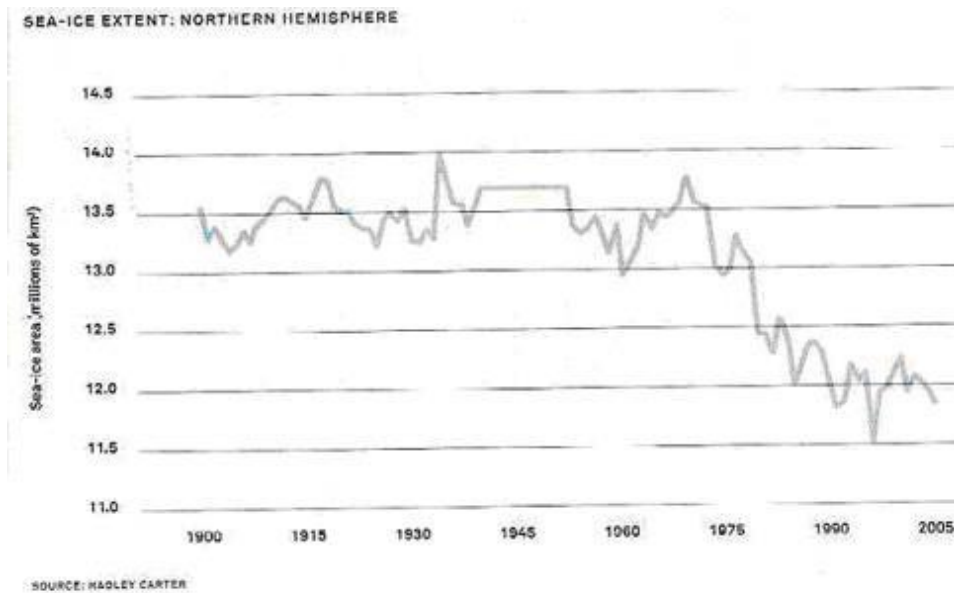
The Melting Arctic Melting Ice Displaces Walruses In The Russian Arctic Ice Melt Causing Death of Polar Bears

And there were the pictures of polar bears stranded on sheets of floating ice, accounts of their deaths "as a result of Global Warming" and even a documentary about the plight of the polar bears.



The emotional appeal was enormous.

And the stories on the ice melt made it seem certain that the chart in Al Gore's book and movie must be accurate.



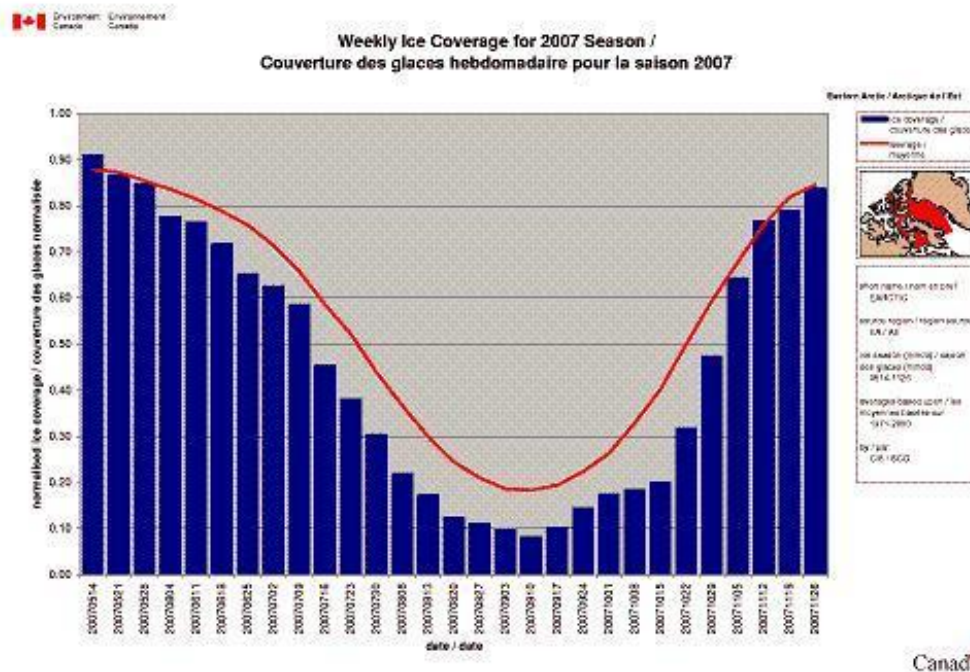
Arctic sea-ice extent as depicted by Al Gore in *An Inconvenient Truth*. (Source: *An Inconvenient Truth*, p. 143)

The constant urgent message is that Global Warming is happening now, and as the Arctic ice cap melts the climate disaster is beginning to unfold before our eyes. We were told that the ice is melting fast; it has melted far beyond anyone's predictions; at this rate the ice will all be melted by 2020. And we are told it is all a result of Global Warming; the result of our use of fossil fuels and their atmospheric by-product Carbon Dioxide.

How can I possibly convince you it is not true; that none of it is really true? I will try.

First, of all, may I ask you if you know what is the status of the Arctic ice cap at this moment? Is it continuing to melt away? Is it all most all gone? No, no.

After the long Arctic "Day" of 4,464 hours of constant sunshine at the North Pole, the long winter night is now settling in. Soon the Sun will totally disappear at the North Pole for 4,296 hours of darkness. So now the Arctic is freezing up. Ice is forming fast again.



The chart above from the Canadian government Ice Service depicts the extend of ice coverage in the Arctic waters north of Canada on a week-to-week basis from May to late November in 2007. The red line is all time average ice cover. As you can see the melt this season significantly exceeded the "normal", but as you can see, by late November the ice cover had returned to normal. Typical of the media frenzy about Global Warming the news was full of stories about the melt all summer but as the ice began to return to normal the news coverage ended. The general public is left with the impression that the Arctic is continuing to melt and climate change Armageddon is upon us.

The simple meteorological facts are that the melt happens every year. In the spring and summer some of the ice melts and in the fall and winter it reforms again. This year, however, more ice melted than had ever melted since the pole has been under satellite observation. But that satellite surveillance only began around 1976.

While we didn't have satellites to record it, we know from historical accounts that more of the ice of the Arctic melted on at least two previous occasions. One of those is medieval warm period when much of Greenland was ice-free and the Vikings settled there and established successful farms. But, as that warm era ended, the ice spread again to the coast of Greenland and the farms were abandoned. There is also evidence of a dramatic warm period on the northern perimeter of Canada, where as the ice retreated during a recent summer,

an array of hundreds of large tree stumps was revealed. Investigation indicated that a forest of giant redwoods once stood there. Neither of these Arctic warm spells and the ice melt of those ancient times can be attributed to mankind and our fossil fuels. They stand as solid evidence that natural climate change has continued on planet Earth throughout its history.

A report published online by World Climate Report for the science and public policy institute says there exist historic observations, as well as currently active research efforts, that strongly indicate that there was a large sea-ice extent decline from about the mid-1920s to the mid-1940s. Writing in 1953, arctic researcher Hans Ahlmann noted that "The extent of drift ice in Arctic waters has also diminished considerably in the last decades. According to information received in the U.S.S.R. in 1945, the area of drift ice in the Russian sector of the Arctic was reduced by no less than 1,000,000 square kilometers between 1924 and 1944."

It is clear that Al Gore's Arctic Ice chart, like the infamous hockey stick temperature chart, is flagrantly inaccurate.

Here is the bottom line: This past summer's Arctic ice melt was neither unique nor unprecedented.

And as for the reason for this year's Arctic ice melt, NASA and university scientists have detected an ongoing reversal in Arctic Ocean circulation triggered by atmospheric circulation changes that varies on decade-long time scales. The results suggest not all the large changes seen in Arctic climate in recent years are a result of long-term trends associated with global warming. While the causes of the influx of warm water will require further study, the latest observations from a research project underway in the Arctic suggest that the Arctic Ocean is moving toward a warmer state, a change that could have global implications. But any link with mankind's activities remains unproven.

By the way, Global Warming doomsdayers have tried to pretend the medieval warm period never happened. And when faced with the proof that it did occur, they dismiss it as "just a regional anomaly." My retort to them is that this season's Arctic melt could also be dismissed as a regional anomaly. After all, at the same time the Arctic was melting, the Antarctic Ice Cap at the South Pole was setting a record for the greatest extent of polar ice in observed history and at the same time South America and much of the Southern Hemisphere was experiencing the coldest and longest winter in at least 50 years. On a global basis, 2007 is falling far short of the doomsayer's prediction that it will be the warmest year ever. It is now on track as of the December 1st to rank no higher than sixth.



Satellite composite image of Antarctica, showing the largest known ice cap ever at Earth's South Pole

And now about the Polar Bears, those stories and the "documentary" film about the death of a polar bear are not factual. Storms and an encounter with Walruses actually caused those deaths.

And here are the actual facts: Timesonline columnist James Delingpole reports that in 1950 there were about 5,000 polar bears and that now there are 25,000. It is reported that of the eleven tribes of polar bears tracked in North America, nine are increasing in number, and the other two are stable.



There are thousands of healthy polar bears prowling the Arctic at this moment.

The Arctic Ice melt media blitz in the late summer of 2007 was a classic example of how the media and environmentalists are virtually promoting Global Warming with religious zealotry. When the predicted Global Warming enhanced hurricane season failed to materialize, they turned their attention to the North Pole.

Here are some links utilized in researching this brief:

<http://scienceandpublicpolicy.org/>

<http://www.timesonline.co.uk/>

And as always I rely on the website where you will find a constant supply of papers by scientists who debunk global warming at: <http://icecap.us/index.php>

All the while, the cornerstone of the Global Warming doomsdayer's case for a global climate disaster, computer model that predicts runaway Global Warming as result of "Carbon Dioxide Forcing" is crumbling. I will explain that in my next brief.

CARBON DIOXIDE "FORCING" NOT REAL!

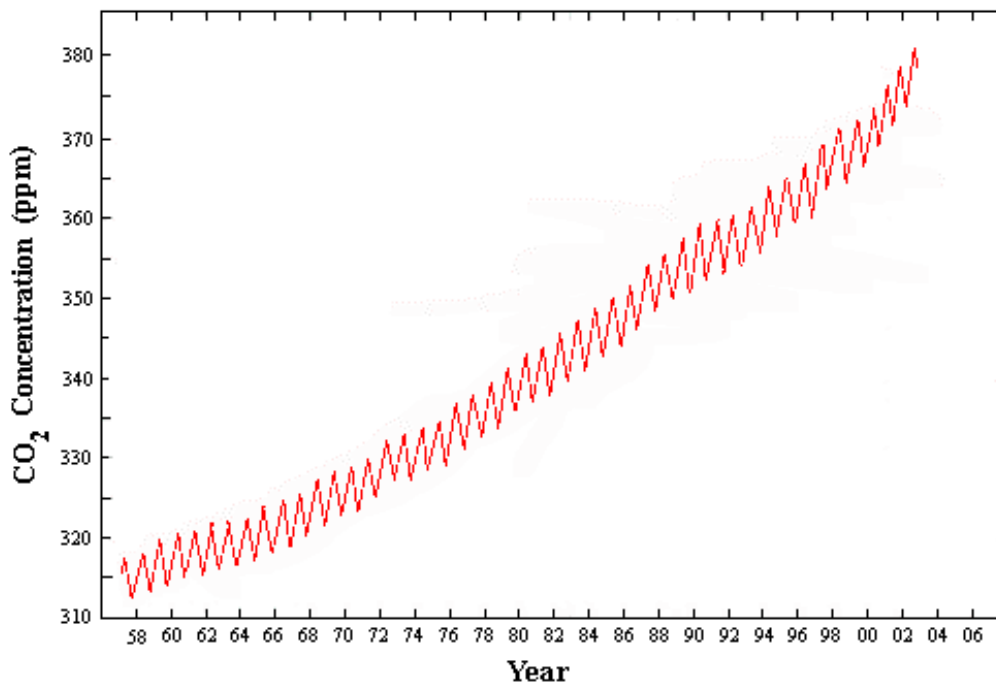
The Man-Made Global Warming Crisis CANCELLED!

By John Coleman (jcoleman@kusi.com)

Written about December 16, 2007

There is no Global Warming taking place at this time. The solar warming of the last few decades has ended and now the Earth is cooling. But the Global Warming doomsayers continue to grab headlines with their International Meetings, Nobel Peace Prize and predictions of disastrous consequences from "CO₂forcing." It all started with this:

The Keeling Curve



The late Dr. Charles David Keeling, when a professor at Scripps Institution of Oceanography, was the first to measure carbon dioxide in the atmosphere on a continuous basis. From ice core data it was determined that before the industrial era atmospheric CO₂ concentration was between 275 and 280 parts per million (ppm). Carbon dioxide has risen continuously since then, and the average value when Dr. Keeling started his measurements in 1958 was near 315 ppm. By the year 2000 it has risen to about 367 ppmv (that is 367 molecules of CO₂ for every one million molecules in the air).

Though much of this increase may simply be carbon dioxide degassing from warming oceans (much as you find with your cola as it warms), it is likely that some of this increase is a direct consequence of the use of fossil fuels: coal, oil and gas. These fuels virtually powered the industrial revolution and are still the backbone of our modern civilization, providing the power to generate the electricity to cool our homes and offices, provide lights, television, radio and computers, power our cars and provide the heat to keep us from freezing in the winter. While scientists and engineers work to perfect the next generation of power sources, we still absolutely depend on fossil fuel to power our daily lives.

The Global Warming doomsayers say this increase in the CO₂ in our atmosphere is producing a greenhouse effect that will result in runaway Global Warming, melting ice caps and glaciers, flooding the shorelines, destroying our crops and making our planet unlivable. They want us to give up on our modern standard living before new power sources can successfully replace fossil fuels to avoid Armageddon.

When other scientists question how only 38 molecules of CO₂ out of every 100,000 molecules of atmosphere can lead to such immediate, irreversible, disastrous consequences, they answer its because

of "CO₂ forcing". It is exactly that, "CO₂ forcing", that these scientists have put into their climate models in the computers to produce the dire results.

I have read a dozen complicated research papers on "CO₂ forcing". They attempt to explain how the CO₂ causes a chain of interactions with the primary greenhouse gas in the atmosphere, water vapor, to more than double the greenhouse effect that occurs naturally. Without this multiplier, CO₂ has no major impact on climate. Despite their efforts, their conclusions are less than convincing.

And, now experts have come forward to totally dismiss "CO₂ forcing". At the United Nations Intergovernmental Committee on Climate Change (UN IPCC) Conference in Bali in mid December,



Lord Christopher Monckton, an international business consultant specializing in the investigation of scientific frauds, a former adviser to UK prime minister Margaret Thatcher and presenter of the 90-minute climate movie *Apocalypse? NO*, had a blunt message for conference participants. "Climate change is a non-problem. The right answer to a non problem is to have the courage to do nothing," Monckton told participants. "The UN conference is a complete waste of our time and your money and we should no longer pay the slightest attention to the IPCC" Monckton added.



At that conference Australian scientist Dr. David Evans is making scientific presentations to delegates and journalists revealing the latest peer-reviewed studies that refute the UN's climate claims. Evans, a mathematician who did carbon accounting for the Australian government, recently converted to a skeptical scientist about man-made global warming after reviewing the new scientific studies. "We now have quite a lot of evidence that carbon emissions definitely don't cause global warming. We have the proof the IPCC models are wrong and we have the lack of a temperature going up the last 5 years," Evans said "Carbon Emissions Don't Cause Global Warming."




UN IPCC reviewer and climate researcher Dr. Vincent Gray of New Zealand, an expert reviewer on every single draft of the IPCC reports since its inception going back to 1990, had a clear message to UN participants. "There is no evidence that carbon dioxide increases are having any effect whatsoever on the climate," Gray, who

shares in the Nobel Prize awarded to the UN IPCC, explained. "All the science of the IPCC is unsound. I have come to this conclusion after a very long time. If you examine every single proposition of the IPCC thoroughly, you find that the science somewhere fails,"

And climate scientists at the University of Rochester, the University of Alabama, and the University of Virginia reported that they have concluded a study that shows that observed patterns of temperature changes over the last thirty years are not in accord with what the greenhouse models predict and can better be explained by natural factors. They say that climate change is natural and cannot be affected or modified by controlling the emission of greenhouse gases, such as CO₂.

Their results are in total conflict with the conclusions of the UN IPCC, however, they are supported by the results of the US-sponsored Climate Change Science Program (CCSP).



This report is the work of Professor David H. Douglass (University of Rochester), Professor John R. Christy (University of Alabama), Benjamin D. Pearson (graduate student), and S. Fred Singer (University of Virginia).

The fundamental question is whether the observed warming is natural or anthropogenic (human-caused). Lead author David Douglass said: "The observed pattern of warming, comparing surface and atmospheric temperature trends, does not show the characteristic fingerprint associated with greenhouse warming. The inescapable conclusion is that the human contribution is not significant and that observed increases in carbon dioxide and other greenhouse gases make only a negligible contribution to climate warming."

Co-author John Christy said: "Satellite data and independent balloon data agree that atmospheric warming trends do not exceed those of the surface. Greenhouse models, on the other hand, demand that atmospheric

trend values are 2-3 times greater. We have good reason, therefore, to believe that current climate models greatly overestimate the effects of greenhouse gases. Satellite observations suggest that GH models ignore negative feedbacks, produced by clouds and by water vapor, that diminish the warming effects of carbon dioxide.”

Co-author S. Fred Singer said: “The current warming trend is simply part of a natural cycle of climate warming and cooling. They are most likely caused by variations in the solar wind and associated magnetic fields that affect the flux of cosmic rays incident on the earth’s atmosphere. In turn, such cosmic rays are believed to influence cloudiness and thereby control the amount of sunlight reaching the earth’s surface and thus the climate.” Our research demonstrates that the ongoing rise of atmospheric CO2 has only a minor influence on climate change. We must conclude, therefore, that attempts to control CO2 emissions are ineffective and pointless. – but very costly.

Here is a link to this excellent paper:

<http://icecap.us/images/uploads/DOUGLASPAPER.pdf>

Now that we have seen proof that the infamous hockey stick chart was dead wrong, the warming trend of the 90's has faded into a cooling trend, we know that CO2 forcing is a non-starter and the Arctic ice cap has returned to normal there is no evidence, no scientific case, no grounds for the continuing hype and frenzy in the media about Global Warming. In 20 years, or sooner, there will be lots of red faces and a chorus of "I told you so"


Much of my supporting research information can be obtained via: <http://www.ICECAP.us>

2007: Global Warming Swept Planet Earth... Or Did It?

By John Coleman (john@kusi.com)

Written about January 4, 2008

This is the 7th of series of briefs on Global Warming. Links to the previous briefs are at the end of this one.



On January 4th 2007 the following story appeared on the British Broadcasting Company's television and radio networks and was posted on the BBC website:

Be prepared for higher temperatures in 2007

By Jeremy Lovell

London - This year is set to be the hottest on record worldwide due to global warming and the El Nino weather phenomenon, Britain's Meteorological Office said on Thursday.

"This new information represents another warning that climate change is happening around the world," said Met Office scientist Katie Hopkins.

The world's 10 warmest years have all occurred since 1994 in a temperature record dating back a century and a half, according to the United Nation's weather agency.

Most scientists agree that temperatures will rise by between two and six degrees Celsius this century due mainly to carbon emissions from burning fossil fuels for power and transport.

They say this will cause melting at the polar ice caps, sea levels to rise and weather patterns to change bringing floods, famines and violent storms, putting millions of lives at risk.

Former World Bank chief economist Nicholas Stern said in October that urgent action on global warming was vital and that delay would multiply the cost by up to 20 times.

By December 13th the projections had been toned down considerably, but as this Associated Press report details the Global Warming media hype was rolling on:

WASHINGTON (AP) -- It's shaping up to be one of the warmest years on record.

The annual temperature for 2007 across the contiguous United States is expected to be near 54.3 degrees Fahrenheit -- making the year the eighth warmest since records were first begun in 1895, according to preliminary data from NOAA's National Climatic Data Center.

Worldwide, temperatures were also in record territory. The global surface temperature for 2007 is on pace to be the fifth warmest since those records were first started in 1880, the report said.

The weather was particularly rough in the Southeast and West, which experienced serious drought conditions. More than three-quarters of the Southeast was in drought from midsummer into December, the report said.

The National Oceanic and Atmosphere Administration will update its data in early January to reflect the last few weeks of December.

In January the media will undoubtedly be filled with reports about how the signs of Global Warming were everywhere in 2007 as rising temperatures gripped the planet threatening our very way of life. However, the truth is, the Global Warming claims will be nothing more than that; claims. Real, validated, peer-reviewed papers on global temperatures and any truly significant data that PROVES anything about Global Warming will be very difficult to produce. Consider this report from the Science Daily website:

Science Daily (Mar. 18, 2007) — Discussions on global warming often refer to global temperature. Yet the concept is thermodynamically as well as mathematically an impossibility, says Bjørn Andresen, a professor at The Niels Bohr Institute, University of Copenhagen, who has analyzed this topic in collaboration with professors Christopher Essex from University of Western Ontario and Ross McKittrick from University of Guelph, Canada. "It is impossible to talk about a single temperature for something as complicated as the climate of Earth", Andresen says.

**The complete report can be read
at: <http://www.sciencedaily.com:80/releases/2007/03/070315101129.htm>**



Bjarne Andresen

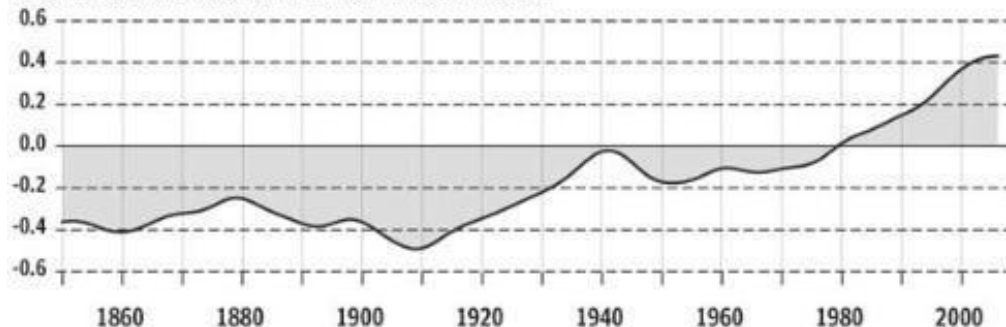
Also in December a new peer-reviewed study recalculated and halved the upward trend in global temperature between 1980 and 2002. The analysis in the *Journal of Geophysical Research* concluded that the temperature manipulations for the years of so-called "steep rises" after 1980 are inadequate, and the [UN IPCC] graph is an exaggeration.

GLOBAL TEMPERATURE EXAGGERATION

IPCC temperature data for the 20th century show climate warming. But Ross McKittrick says the trend is exaggerated, due to faulty data.

COMBINED LAND AND MARINE SURFACE TEMPERATURE RECORD

DEGREES CELSIUS DEVIATION FROM NORM



SOURCE: INTERGOVERNMENTAL PANEL ON CLIMATE CHANGE

RICHARD JOHNSON / NATIONAL POST

Climatologist Dr. Ross McKittrick, one of the authors and an Associate Professor at the University of Guelph, believes that the United Nations agency promoting the global temperature graph has made "false claims about the quality of its data." McKittrick reports in this new, peer-reviewed

study that data contamination problems "account for about half the surface warming measured over land since 1980." Here is a link to this report:
(<http://www.agu.org/pubs/crossref/2007.../2007JD008465.shtml>)



Dr. Ross McKittrick

And, that's not all In August of 2007 Stephen McIntyre at ClimateAudit.org revealed that he had discovered a data error in NASA temperature calculations. After accounting for the error , NASA recalculated and made 1934, not the previously hyped 1998, as the hottest in history (since records began). Revised data now reveals four of the top ten hottest years in the were in the 1930's while only three of the hottest years occurred in the last decade.



Stephen McIntyre

All of this research has made it clear that something as seemingly simple as determining the average surface temperature of Earth during a year is, in fact, almost insurmountably complicated. In fact, simply determining accurately the temperature of the air at any point is a task that requires some significant scientific attention to detail.

Meteorologist Anthony Watts has found that the National Climate Data Center's global observing network, the heart and soul of surface weather measurement, is, in his words "a disaster". He reports urbanization has left many sites in unsuitable locations such as on hot black asphalt, next to trash burn barrels, beside heat exhaust vents, even attached to hot chimneys and above outdoor grills! He says that as a result the data and approach taken by many global warming alarmists is seriously flawed. Watts contends that if the global data were properly adjusted for urbanization and station siting, and land use change issues were addressed, what would emerge is a cyclical pattern of rises and falls with much less of any background trend. Here is a typical pictures of a weather observation station that is poorly sited.



Marysville, California weather station

Watts is leading a national campaign to document the siting of every weather station in the United States. You can see the results and join his survey team if you would like at <http://www.surfacestations.org/>.



Anthony Watts

The United Nations established the Intergovernmental Panel on Climate Change (IPCC) in 1988. At that time some researchers were already touting the Global Warming crisis. After all this time and the hype and scary claims of how uncontrollable warming is destroying our way of life, I have to ask as we move into 2008, where is this runaway Global Warming? Even if we believe the NASA chart above, the warm-up since 1980 has been about half a degree. Yes, we may have experienced some warm years in late 20th century (the peak of the last solar cycle) but since then the years seem to have been trending cooler, despite the various claims of the Global Warming doomsayers.

As best I can tell, man-made Global Warming is nowhere to be found.



The best resource for the scientific data debunking Global Warming is <http://www.ICECAP.us>.

THERE IS NO CONSENSUS ON GLOBAL WARMING

By John Coleman (jcoleman@kusi.com)

Written about January 22, 2008

This is the 8th in a series of briefs about Global Warming. Links to the previous briefs are at the end of this one.

If you tell a lie often enough, everyone will believe it. That's an old saying. But I fear that it's essentially true. And, it is the heart of the problem I face opposing the Global Warming frenzy.

Thousands of news reports on radio and television and in newspapers and posted on the internet have included the phrase "there is a consensus among the 2,500 scientists that make up the UN's IPCC on Global Warming that Global Warming is unequivocal." Al Gore says the debate is over. And pollsters tell us that about 80% of Americans accept that man-made Global Warming is a significant problem.

Well, that's my challenge. How do I combat all that media hype and generally accepted view? This brief is my attempt to do just that.

I know that man-made global warming is not happening. I know that the research behind the Global Warming scare is flawed. I know that warming has ceased and cooling may have begun in 1999 (That's almost ten years). And, I know THERE IS NO CONSENSUS.



The Intergovernmental Panel on Climate Change conference in Bali in December 2007

Yes, I know that the United Nation's IPPC (Intergovernmental Panel on Climate Change) met in Bali in December. The assembled panel issued the IPCC's Fourth Assessment Report entitled 'The Physical Science Basis, Summary for Policy Makers' that concludes that global average temperature will rise between 1.1°C to 6.4°C by 2100, and that it is 'very likely' (90% certainty) that human activities and emissions are causing global warming. News reports told us that there was a consensus among 2,500 scientists there.



India's Dr Rajendra Pachauri
Chairman of the IPCC



Former Vice President Al Gore
Global Warming Guru

And there was a huge orchestrated celebration in Bali; the IPCC and the leader of the Global Warming movement, former Vice President Al Gore, had just been awarded the Nobel Peace Prize. All of that gives a strong boost to their dire predictions of climatic calamity. And, to most people it certainly looks like a consensus.

But I know there is not a consensus... not even close.



John McLean



Tom Harris

John McLean, a climate data analyst based in Melbourne, Australia and Tom Harris, the Ottawa, Canada based Executive Director of the Natural Resources Stewardship Project, researched the inside story of the IPCC and wrote about it in the Canada Free Press.

They tell us the Intergovernmental Panel on Climate Change (IPCC) is actually divided into three working groups. Only one of those groups, Working Group I (WG I) is assigned to report on the extent and possible causes of past climate change as well as future projections. Within that group they determined how many scientists really did agree with the most important IPCC conclusion, namely that humans are causing significant climate change--in other words the key parts of WG I. According to them, in total, only 62 scientists reviewed the chapter in which this statement appears, the critical chapter. And of the 62 expert reviewers of this chapter, 55 had serious vested interest, leaving only seven expert reviewers who appear impartial.

That is a very long way from the "consensus of 2,500 scientists" that is constantly reported. Another insider tells us that while several thousand scientists were consulted in crafting the report, not all of them agreed with its conclusions.



Dr. John W. Zillman

Dr. John W. Zillman is a generally supportive member of the IPCC. He noted: "[The IPCC was] meticulous in insisting that the final decision on whether to accept particular review comments should reside with chapter Lead Authors." He then adds, "Some Lead Authors ignored valid critical comments or failed to... reflect dissenting views..." "The report was therefore the result of a political rather than a scientific process."

And, consider all of these items that refute the idea of a consensus about Global Warming:

A 1992 Gallup survey of climatologists found that 81 percent of respondents believed that the global temperature had not risen over the past 100 years, were uncertain whether or not or why such warming had occurred, or believed any temperature increases during that period were within the natural range of variation. Further, a 1997 survey conducted by American Viewpoint found that state climatologists believe that global warming is largely a natural phenomenon by a margin of 44% to 17%.

A [petition](#) compiled by a past president of the National Academy of Sciences has attracted the signatures of more than 19,000 American scientists. All agree the science of climate change, and man's role in it, is uncertain. The Petition reads in part: "There is no convincing scientific evidence that human release of carbon dioxide, methane, or other greenhouse gasses is causing or will, in the foreseeable future, cause catastrophic heating of the Earth's atmosphere and disruption of the Earth's climate. Moreover, there is substantial scientific evidence that increases in atmospheric carbon dioxide produce many beneficial effects upon the natural plant and animal environments of the Earth."

An independent organization, The European Science and Environmental Forum, has published two monographs, in which a few dozens of scientists present studies contradicting the conclusions of the IPCC.



Richard Lindzen

MIT professor Richard Lindzen, Ph.D., one of 11 scientists who prepared the National Academy of Sciences 2001 report on global warming, has stated repeatedly that there were a wide variety of scientific views presented in that report, and that the full report made clear that there is no consensus, unanimous or otherwise, about long-term climate trends and what causes them.

The working groups preparing for the IPCC meeting in December 2007 were told to not consider any new research papers after those that had been accepted by the IPCC in 2005. Therefore, a entire body of later peer-reviewed scientific work that countered the claims before the IPCC could not be considered. This prompted a long list of scientists to write a letter of protest to Ban Ki-moon, Secretary-General of the United Nations on the UN Climate conference in Bali. Here is the list of the 100 plus who signed the letter:

Don Aitkin, PhD, Professor, social scientist, retired vice-chancellor and president, University of Canberra, Australia

William J.R. Alexander, PhD, Professor Emeritus, Dept. of Civil and Biosystems Engineering, University of Pretoria, South Africa; Member, UN Scientific and Technical Committee on Natural Disasters, 1994-2000

Bjarne Andresen, PhD, physicist, Professor, The Niels Bohr Institute, University of Copenhagen, Denmark

Geoff L. Austin, PhD, FNZIP, FRSNZ, Professor, Dept. of Physics, University of Auckland, New Zealand

Timothy F. Ball, PhD, environmental consultant, former climatology professor, University of Winnipeg

Ernst-Georg Beck, Dipl. Biol., Biologist, Merian-Schule Freiburg, Germany

Sonja A. Boehmer-Christiansen, PhD, Reader, Dept. of Geography, Hull University, U.K.; Editor, Energy & Environment journal

Chris C. Borel, PhD, remote sensing scientist, U.S.

Reid A. Bryson, PhD, DSc, DEngr, UNE P. Global 500 Laureate; Senior Scientist, Center for Climatic Research; Emeritus Professor of Meteorology, of Geography, and of Environmental Studies, University of Wisconsin

Dan Carruthers, M.Sc., wildlife biology consultant specializing in animal ecology in Arctic and Subarctic regions, Alberta

R.M. Carter, PhD, Professor, Marine Geophysical Laboratory, James Cook University, Townsville, Australia

Ian D. Clark, PhD, Professor, isotope hydrogeology and paleoclimatology, Dept. of Earth Sciences, University of Ottawa

Richard S. Courtney, PhD, climate and atmospheric science consultant, IPCC expert reviewer, U.K.

Willem de Lange, PhD, Dept. of Earth and Ocean Sciences, School of Science and Engineering, Waikato University, New Zealand

David Deming, PhD (Geophysics), Associate Professor, College of Arts and Sciences, University of Oklahoma

Freeman J. Dyson, PhD, Emeritus Professor of Physics, Institute for Advanced Studies, Princeton, N.J.

Don J. Easterbrook, PhD, Emeritus Professor of Geology, Western Washington University

Lance Endersbee, Emeritus Professor, former dean of Engineering and Pro-Vice Chancellor of Monash University, Australia

Hans Erren, Doctorandus, geophysicist and climate specialist, Sittard, The Netherlands

Robert H. Essenhigh, PhD, E.G. Bailey Professor of Energy Conversion, Dept. of Mechanical Engineering, The Ohio State University

Christopher Essex, PhD, Professor of Applied Mathematics and Associate Director of the Program in Theoretical Physics, University of Western Ontario

David Evans, PhD, mathematician, carbon accountant, computer and electrical engineer and head of 'Science Speak,' Australia

William Evans, PhD, editor, American Midland Naturalist; Dept. of Biological Sciences, University of Notre Dame

Stewart Franks, PhD, Professor, Hydroclimatologist, University of Newcastle, Australia

R. W. Gauldie, PhD, Research Professor, Hawai'i Institute of Geophysics and Planetology, School of Ocean Earth Sciences and Technology, University of Hawai'i at Manoa

Lee C. Gerhard, PhD, Senior Scientist Emeritus, University of Kansas; former director and state geologist, Kansas Geological Survey

Gerhard Gerlich, Professor for Mathematical and Theoretical Physics, Institut für Mathematische Physik der TU Braunschweig, Germany

Albrecht Glatzle, PhD, sc.agr., Agro-Biologist and Gerente ejecutivo, INTTAS, Paraguay

Fred Goldberg, PhD, Adjunct Professor, Royal Institute of Technology, Mechanical Engineering, Stockholm, Sweden

Vincent Gray, PhD, expert reviewer for the IPCC and author of The Greenhouse Delusion: A Critique of 'Climate Change 2001, Wellington, New Zealand

William M. Gray, Professor Emeritus, Dept. of Atmospheric Science, Colorado State University and Head of the Tropical Meteorology Project

Howard Hayden, PhD, Emeritus Professor of Physics, University of Connecticut

Louis Hissink MSc, M.A.I.G., editor, AIG News, and consulting geologist, Perth, Western Australia

Craig D. Idso, PhD, Chairman, Center for the Study of Carbon Dioxide and Global Change, Arizona

Sherwood B. Idso, PhD, President, Center for the Study of Carbon Dioxide and Global Change, AZ, USA

Andrei Illarionov, PhD, Senior Fellow, Center for Global Liberty and Prosperity; founder and director of the Institute of Economic Analysis

Zbigniew Jaworowski, PhD, physicist, Chairman - Scientific Council of Central Laboratory for Radiological Protection, Warsaw, Poland

Jon Jenkins, PhD, MD, computer modeling - virology, NSW, Australia

Wibjorn Karlen, PhD, Emeritus Professor, Dept. of Physical Geography and Quaternary Geology, Stockholm University, Sweden

Olavi Kärner, Ph.D., Research Associate, Dept. of Atmospheric Physics, Institute of Astrophysics and Atmospheric Physics, Toravere, Estonia

Joel M. Kauffman, PhD, Emeritus Professor of Chemistry, University of the Sciences in Philadelphia

David Kear, PhD, FRSNZ, CMG, geologist, former Director-General of NZ Dept. of Scientific & Industrial Research, New Zealand

Madhav Khandekar, PhD, former research scientist, Environment Canada; editor, Climate Research (2003-05); editorial board member, Natural Hazards; IPCC expert reviewer 2007

William Kininmonth M.Sc., M.Admin., former head of Australia's National Climate Centre and a consultant to the World Meteorological organization's Commission for Climatology

Jan J.H. Kop, MSc Ceng FICE (Civil Engineer Fellow of the Institution of Civil Engineers), Emeritus Prof. of Public Health Engineering, Technical University Delft, The Netherlands

Prof. R.W.J. Kouffeld, Emeritus Professor, Energy Conversion, Delft University of Technology, The Netherlands

Salomon Kroonenberg, PhD, Professor, Dept. of Geotechnology, Delft University of Technology, The Netherlands

Hans H.J. Labohm, PhD, economist, former advisor to the executive board, Clingendael Institute (The Netherlands Institute of International Relations), The Netherlands

The Rt. Hon. Lord Lawson of Blaby, economist; Chairman of the Central Europe Trust; former Chancellor of the Exchequer, U.K.

Douglas Leahey, PhD, meteorologist and air-quality consultant, Calgary

David R. Legates, PhD, Director, Center for Climatic Research, University of Delaware

Marcel Leroux, PhD, Professor Emeritus of Climatology, University of Lyon, France; former director of Laboratory of Climatology, Risks and Environment, CNRS

Bryan Leyland, International Climate Science Coalition, consultant and power engineer, Auckland, New Zealand

William Lindqvist, PhD, independent consulting geologist, Calif.

Richard S. Lindzen, PhD, Alfred P. Sloan Professor of Meteorology, Dept. of Earth, Atmospheric and Planetary Sciences, Massachusetts Institute of Technology

A.J. Tom van Loon, PhD, Professor of Geology (Quaternary Geology), Adam Mickiewicz University, Poznan, Poland; former President of the European Association of Science Editors

Anthony R. Lupo, PhD, Associate Professor of Atmospheric Science, Dept. of Soil, Environmental, and Atmospheric Science, University of Missouri-Columbia

Richard Mackey, PhD, Statistician, Australia

Horst Malberg, PhD, Professor for Meteorology and Climatology, Institut für Meteorologie, Berlin, Germany

John Maunder, PhD, Climatologist, former President of the Commission for Climatology of the World Meteorological Organization (89-97), New Zealand

Alister McFarquhar, PhD, international economy, Downing College, Cambridge, U.K.

Ross McKittrick, PhD, Associate Professor, Dept. of Economics, University of Guelph

John McLean, PhD, climate data analyst, computer scientist, Australia

Owen McShane, PhD, economist, head of the International Climate Science Coalition; Director, Centre for Resource Management Studies, New Zealand

Fred Michel, PhD, Director, Institute of Environmental Sciences and Associate Professor of Earth Sciences, Carleton University

Frank Milne, PhD, Professor, Dept. of Economics, Queen's University

Asmund Moene, PhD, former head of the Forecasting Centre, Meteorological Institute, Norway

Alan Moran, PhD, Energy Economist, Director of the IPA's Deregulation Unit, Australia

Nils-Axel Morner, PhD, Emeritus Professor of Paleogeophysics & Geodynamics, Stockholm University, Sweden

Lubos Motl, PhD, Physicist, former Harvard string theorist, Charles University, Prague, Czech Republic

John Nicol, PhD, Professor Emeritus of Physics, James Cook University, Australia

David Nowell, M.Sc., Fellow of the Royal Meteorological Society, former chairman of the NATO Meteorological Group, Ottawa

James J. O'Brien, PhD, Professor Emeritus, Meteorology and Oceanography, Florida State University

Cliff Ollier, PhD, Professor Emeritus (Geology), Research Fellow, University of Western Australia

Garth W. Paltridge, PhD, atmospheric physicist, Emeritus Professor and former Director of the Institute of Antarctic and Southern Ocean Studies, University of Tasmania, Australia

R. Timothy Patterson, PhD, Professor, Dept. of Earth Sciences (paleoclimatology), Carleton University

Al Pekarek, PhD, Associate Professor of Geology, Earth and Atmospheric Sciences Dept., St. Cloud State University, Minnesota

Ian Plimer, PhD, Professor of Geology, School of Earth and Environmental Sciences, University of Adelaide and Emeritus Professor of Earth Sciences, University of Melbourne, Australia

Brian Pratt, PhD, Professor of Geology, Sedimentology, University of Saskatchewan

Harry N.A. Priem, PhD, Emeritus Professor of Planetary Geology and Isotope Geophysics, Utrecht University; former director of the Netherlands Institute for Isotope Geosciences

Alex Robson, PhD, Economics, Australian National University

Colonel F.P.M. Rombouts, Branch Chief - Safety, Quality and Environment, Royal Netherland Air Force

R.G. Roper, PhD, Professor Emeritus of Atmospheric Sciences, School of Earth and Atmospheric Sciences, Georgia Institute of Technology

Arthur Rorsch, PhD, Emeritus Professor, Molecular Genetics, Leiden University, The Netherlands

Rob Scagel, M.Sc., forest microclimate specialist, principal consultant, Pacific Phytometric Consultants, B.C.

Tom V. Segalstad, PhD, (Geology/Geochemistry), Head of the Geological Museum and Associate Professor of Resource and Environmental Geology, University of Oslo, Norway

Gary D. Sharp, PhD, Center for Climate/Ocean Resources Study, Salinas, CA

S. Fred Singer, PhD, Professor Emeritus of Environmental Sciences, University of Virginia and former director Weather Satellite Service

L. Graham Smith, PhD, Associate Professor, Dept. of Geography, University of Western Ontario

Roy W. Spencer, PhD, climatologist, Principal Research Scientist, Earth System Science Center, The University of Alabama, Huntsville

Peter Stilbs, TeknD, Professor of Physical Chemistry, Research Leader, School of Chemical Science and Engineering, KTH (Royal Institute of Technology), Stockholm, Sweden

Hendrik Tennekes, PhD, former director of research, Royal Netherlands Meteorological Institute

Dick Thoenes, PhD, Emeritus Professor of Chemical Engineering, Eindhoven University of Technology, The Netherlands

Brian G Valentine, PhD, PE (Chem.), Technology Manager - Industrial Energy Efficiency, Adjunct Associate Professor of Engineering Science, University of Maryland at College Park; Dept of Energy, Washington, DC

Gerrit J. van der Lingen, PhD, geologist and paleoclimatologist, climate change consultant, Geoscience Research and Investigations, New Zealand

Len Walker, PhD, Power Engineering, Australia

Edward J. Wegman, PhD, Department of Computational and Data Sciences, George Mason University, Virginia

Stephan Wilksch, PhD, Professor for Innovation and Technology Management, Production Management and Logistics, University of Technology and Economics Berlin, Germany

Boris Winterhalter, PhD, senior marine researcher (retired), Geological Survey of Finland, former professor in marine geology, University of Helsinki, Finland

David E. Wojcik, PhD, P.Eng., energy consultant, Virginia

Raphael Wust, PhD, Lecturer, Marine Geology/Sedimentology, James Cook University, Australia

A. Zichichi, PhD, President of the World Federation of Scientists, Geneva, Switzerland; Emeritus Professor of Advanced Physics, University

Additionally there is now a list of well over 400 scientists who spoke out as skeptics of Global Warming in 2007. That list and report is available on line at:

<http://epw.senate.gov/public/index.cfm?FuseAction=Minority.SenateReport>

And if you link to ICECAP below you will find a growing list of experts (about 125 at last count) including several members of the IPCC who have posted papers, articles, blogs and comments countering the man-made global warming predictions.

Now what do you think about Mr. Gore's stand that "the debate is over" or that steady drumbeat of press reports about the "consensus of scientists"? There is no scientific consensus. There is a good reason. There is no Global Warming.

The best resource for the scientific data debunking Global Warming is <http://www.ICECAP.us>.

THE ASSOCIATED PRESS CONTINUES THE GLOBAL WARMING HYPE

By John Coleman (jcoleman@kusi.com)

Written March 20, 2008

The Associated Press (AP) tells us on its website that it is the backbone of the world's information system serving thousands of daily newspaper, radio, television and online customers with coverage in all media and news in all formats. It states its mission is to be the essential global news network, providing distinctive news services of the highest quality, reliability and objectivity with reports that are accurate, balanced and informed. It is a not-for-profit cooperative owned and controlled by its member news outlets, among them 1,700 newspapers, all of the television networks including the cable news networks and 5,000 television and radio stations. It is a global news giant founded in 1846.

But when it comes to global warming, the AP is anything but objective, accurate and balanced. Its items accept global warming as fact and distribute a steady stream of global warming alarmist stories without ever reporting on the skeptic's scientific papers, reports or opinions. The National Center for Public Policy Research recently posted the following:

The Associated Press has recently run two global warming stories by AP Special Correspondent Charles P. Hanley that misrepresent objective facts about climate, apparently for the purpose of leading readers to believe that human activities are causing the planet to warm significantly.

The post continued with examples of unbalanced AP news reports. The entire web post can be read at <http://www.nationalcenter.org/TSR020905.html>.

Another example of the biased AP coverage just appeared in newspapers and on website on March 19th. Here is how it appeared on the website of San Diego Union Tribune:

Power plants emitted 3% more carbon dioxide in '07, group says

By H. Josef Hebert

ASSOCIATED PRESS

WASHINGTON – The amount of carbon dioxide, the leading greenhouse gas, released by the nation's power plants grew by nearly 3 percent last year, the largest annual increase in nearly a decade, an environmental group said yesterday.

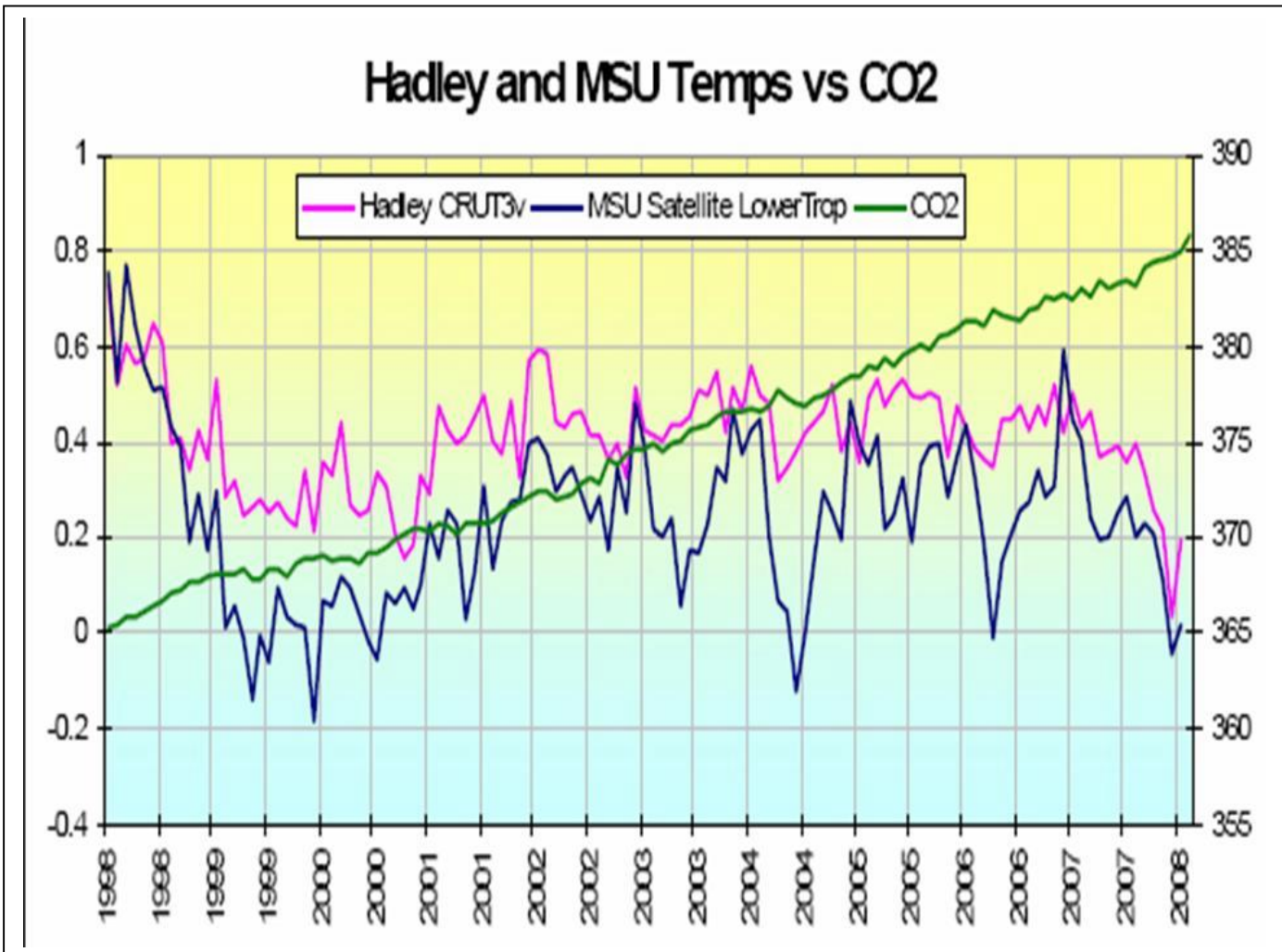
A few paragraphs later the news story states:

Carbon dioxide is the leading greenhouse gas that is linked to global warming. It is a product of burning fossil fuels.

We all know that water vapor is the primary greenhouse gas and that Carbon Dioxide (CO₂) is a trace compound in the atmosphere. Those of us who have independently studied the issue also know there is no statistical connection between CO₂ and warming.

Joe D'Aleo has just posted a new study that demonstrates the disconnection between CO₂ and global temperatures on his ICECAP website. Here is excerpted material from his post:

Here is a plot of global temperatures for the last decade, February 1998 to February 2008 and the [Scripps monthly CO₂](#) measurements from Mauna Loa, Hawaii. The blue temperature line is from the Satellite [UAH MSU lower troposphere](#) and the rose colored line is the ocean variance adjusted surface temperature [\(Hadley CRU T3v\)](#) (rose) The CO₂ is in green.



My assessment of the chart is that while CO2 has continued to rise, temperatures in the last decade have shown no trend and are totally uncorrelated statistically with the CO2 content. In other words over the last decade, there is no connection between temperatures and CO2.

Mr. D'Aleo's comments on his data:

My response is we are being told by Al Gore and James Hansen (NASA global warming alarmist scientist) that the problem is worse than the IPCC (United Nations Intergovernmental Panel on Climate Change) and the scientists feared. That we are rapidly nearing the tipping point and that unless we take painful action immediately, temperatures will run away from us. If that was the case we should see some correlation even in the short term. It doesn't take an advanced science degree to see there has been virtually no trend in the temperature data in the last decade or this century even as CO2 has increased 5.5%. Even the IPCC head Dr. Rajendra Pachauri has noticed the 'disconnect' and acknowledged he would have to look and see if natural forces were somehow countering greenhouse warming.

To read Joe D'Aleo's study and a continuous stream of global warming research papers and accounts from scientist around the world go to this link: <http://icecap.us/index.php>

Here is the bottom line. The scientific basis for the entire global warming alarmism is an hypothesis that the increase of Carbon Dioxide in the atmosphere from the burning of fossil fuels and other human activities is producing a greatly increased greenhouse effect through a process called "radiative forcing" in-which the CO2 greatly magnifies the greenhouse warming of the water vapor. Over and over again, efforts to prove this effect have failed and studies that prove the hypothesis wrong continue to mount.

But despite this, the Associated Press, the primary news source on Earth, continues to circulate to every newspaper, television and radio station a steady stream of biased global warming hype journalism.

The challenge for those of us who know that man made global warming is a myth is find a way to convince the Associated Press that it should live up to its claim of unbiased, accurate and balanced news coverage.

Click here to return to the KUSI weather page: <http://www.kusi.com/weather>